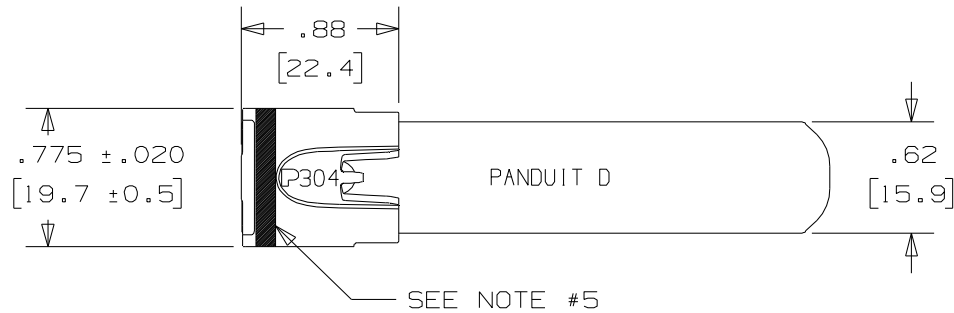
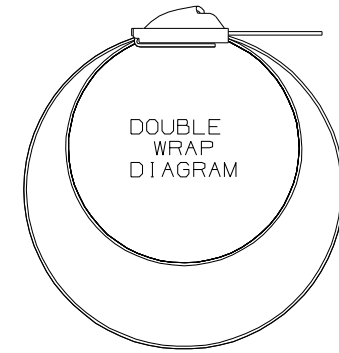
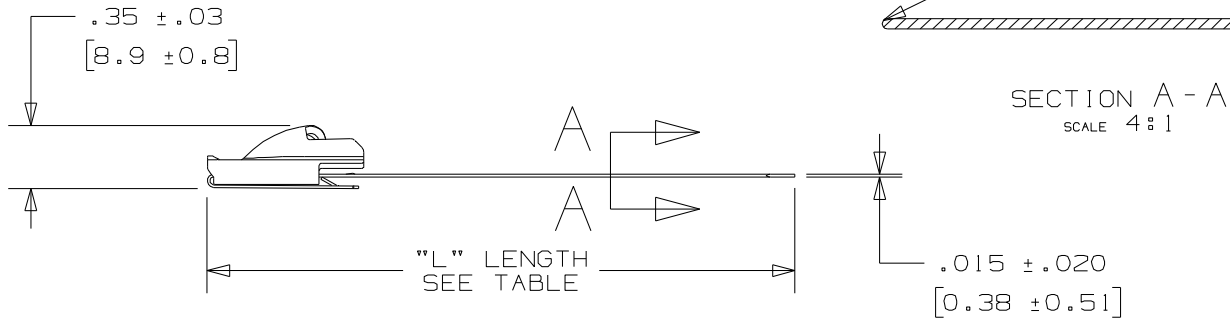
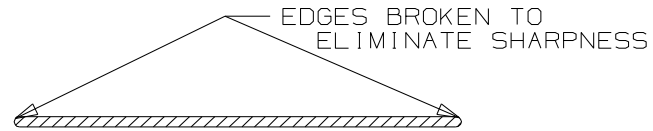


THIS COPY IS PROVIDED ON A RESTRICTED BASIS AND IS NOT TO BE USED IN ANY WAY DETRIMENTAL TO THE INTERESTS OF PANDUIT CORP.



PANDUIT PART NUMBER	MAXIMUM BUNDLE DIAMETER	PKG QTY	LENGTH	
			" L "	+/- .3" [7]
MLT4DSH-Q	4" [102]	25	29.5"	[749]
MLT6DSH-Q	6" [152]	25	41.5"	[1054]
MLT8DSH-Q	8" [203]	25	53.5"	[1359]



BODY WRAPS AROUND BUNDLE TWO TIMES
PASSING THROUGH THE HEAD TWICE
(NOT TO SCALE)

NOTES:

1. APPLICATION TOOL - RT1HT, RT2HT, RT2HTN
2. MINIMUM LOOP TENSILE STRENGTH - 1200 LBS. (5340 NEWTONS) WHEN TESTED ON A 3" MANDREL.
3. [] DENOTES DIMENSION IN MILLIMETERS
4. MATERIAL: 304 STAINLESS STEEL
5. GREEN COLOR STRIPE IDENTIFIER FOR DOUBLE WRAP PRODUCT

CAD FILENAME/LAYERS N41165BS_DC/05A

PANDUIT CORP. TINLEY PARK, ILLINOIS

05A	8/08	MIM	ROL	1. DRAWING REVISED TO REFLECT EASY THREAD HEAD DESIGN 2. REPLACED OLD TITLE BLOCK DESIGN WITH NEW 3. MOVED NOTE #5 TOLERANCES TO TITLE BLOCK 4. ADDED APPLICATION TOOL RT2HT AND RT2HTN TO NOTE #1
-----	------	-----	-----	---

04	8/05	JAMB	PAB	Ⓢ ADDED GREEN COLOR STRIPE IDENTIFIER FOR DOUBLE WRAP PRODUCT. ADDED NOTE 6.	SS00026	---	---
03	6/05	JAMB	EJD	Ⓢ ADDED NEW TIP CONFIGURATION	SS00011	---	---
02	8/04	JAMB	EJD	Ⓢ REMOVED "AISI NO.5"	11907	CCH	JJB
01	1/04	JAMB	DPN	Ⓢ PART NO. MLT6DSH-Q WAS NOTED AS MLT4DSH-Q Ⓢ PART NO. MLT8DSH-Q WAS NOTED AS MLT4DSH-Q	11479	CCH	JJB
REV	DATE	BY	CHK	DESCRIPTION	ECN #	PM	CUST

UNLESS OTHERWISE SPECIFIED, DIMENSIONAL TOLERANCES ARE: (.XX) ± .02 (.XXXX) ± N/A (.XXX) ± .010 ANGLES ± 2°		UNLESS OTHERWISE SPECIFIED, ALL DIMENSIONS ARE GIVEN IN INCHES, THIRD ANGLE PROJECTION.	
DRAWN BY MIM		SCALE FULL	
DATE 08/29/08		DRAWING NO. N41165BS_DC	
MAT'L: SEE NOTES		DWG SIZE A	
CHK'D SKB			